

Radiused jaws for accurate ID measurement

Technical Data

Accuracy: Refer to the list of specifications. (excluding quantizing error for digital models)
 Resolution: 0.01mm or .0005"/0.01mm
 Display: LCD
 Scale type: ABSOLUTE electromagnetic induction linear encoder
 Max. response speed: Unlimited
 Battery: **SR44** (1 pc), **938882**, for initial operational checks (standard accessory)
 Battery life: Approx. 3 years under normal use (1 year: 300mm models) (3.5 years: over 300mm models)
 Dust/Water protection level: IP67* (models up to 300mm)
 *This model is not waterproof type. Therefore, rustproofing shall be applied after use.

Optional accessories

For details, refer to page D-39.

959143: Data hold unit

Connecting cables for IT/DP/MUX

05CZA624: SPC cable with data button (1m)*

05CZA625: SPC cable with data button (2m)*



959149: SPC cable with data button (1m)

959150: SPC cable with data button (2m)

USB Input Tool Direct

06ADV380A: SPC cable for USB-ITN-A (2m)*

06ADV380C: SPC cable for USB-ITN-C(2m)

Connecting cables for U-WAVE-T

02AZD790A: SPC cable for U-WAVE with data button (160mm)*

02AZE140A: SPC cable for footswitch*

02AZD790C: SPC cable for U-WAVE with data button (160mm)

02AZE140C: SPC cable for footswitch

* For IP67 models (up to 300mm)

**ABSOLUTE Digimatic Caliper
550 Series — with Nib Style Jaws**

- Offers a resolution of 0.01mm with corresponding accuracy.
- Incorporates an Absolute measurement system. No need to reset the origin after switching on. (Refer to page D-8 for a description of Absolute measurement.)
- Code Nos. 550-301-10, 550-331-10, 550-311-10 and 550-341-10: IP67 (These models are not a waterproof type. Therefore a rustproofing shall be applied after use.)
- Allows integration into statistical process control and measurement systems for models

with measurement data output connector. Refer to page A-3.

- ID measurement value: displayed value + (the minimum inside measurement value mentioned below). OFFSET switch allows to input a compensation value so that the measurement value can be read directly (Code Nos. 550-301-10, 550-331-10, 550-311-10 and 550-341-10). Preset function allows to set a desired starting point (Code Nos. 550-331-10 and 550-341-10).



550-301-10

SPECIFICATIONS

Metric			
Order No.	Range*	Accuracy	Remarks
550-301-10	0 - 200mm (10.1 - 210mm)	±0.03mm	IP67
550-331-10	0 - 300mm (10.1 - 310mm)	±0.04mm	IP67, with offset/preset function for easy inside measurement
550-203-10	0 - 450mm (20.1 - 470mm)	±0.05mm	—
550-205-10	0 - 600mm (20.1 - 620mm)	±0.05mm	—
550-207-10	0 - 1000mm (20.1 - 1020mm)	±0.07mm	—

* () : Inside measurement

Note: Series 550 is not equipped with a depth bar.

Inch/Metric			
Order No.	Range*	Accuracy	Remarks
550-311-10	0 - 8" (.404" - 8.4")	±.0015"	IP67
550-341-10	0 - 12" (.404" - 12.4")	±.002"	IP67, with offset/preset function for easy inside measurement
550-223-10	0 - 18" (.504" - 18.5")		—
550-225-10	0 - 24" (.504" - 24.5")		—
550-227-10	0 - 40" (.504" - 40.2")		—

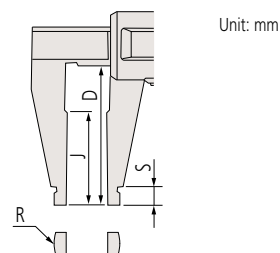
* () : Inside measurement

Note: Series 550 is not equipped with a depth bar.

DIMENSIONS

Range	D	J	S	R
0 - 200mm	60	40.5	8	5
0 - 300mm	75	50.5	12	5
0 - 450mm	100	65	18	10
0 - 600mm	100	65	18	10
0 - 1000mm	140	95	24	10

Jaw thickness: 3mm for 0 - 200mm model
 3.8mm for 0 - 300mm model
 6mm for 0 - 450mm and 0 - 600mm models
 8mm for 0 - 1000mm model




Calipers

An industry standard in measuring tools

ABSOLUTE Digimatic Caliper 551 Series - with Nib Style and Standard Jaws

- Offers a resolution of 0.01mm with corresponding accuracy.
- Incorporates an Absolute measurement system. No need to reset the origin after switching on. (Refer to page D-8 for a description of Absolute measurement.)
- Allows integration into statistical process control and measurement systems for models with measurement data output connector. Refer to page A-3.
- ID measurement value: displayed value + (the minimum inside measurement value mentioned below). OFFSET switch allows to input a compensation value so that the measurement value can be read directly (Code No. 551-301-10, 551-331-10, 551-311-10 and 551-341-10). Preset function allows to set a desired starting point (Code No. 551-331-10 and 551-341-10).
- Tips of the outside measurement jaw are relieved for easy measurement of thin parts.



551-331-10

SPECIFICATIONS

Metric

Order No.	Range*	Accuracy	Remarks
551-301-10	0 - 200mm (10.1 - 210mm)	±0.03mm	IP67
551-331-10	0 - 300mm (10.1 - 310mm)	±0.04mm	IP67, with offset/preset function for easy inside measurement
551-204-10	0 - 500mm (20.1 - 520mm)	±0.06mm	—
551-206-10	0 - 750mm (20.1 - 770mm)	±0.06mm	
551-207-10	0 - 1000mm (20.1 - 1020mm)	±0.07mm	

* () : inside measurement

Note: Series 551 is not equipped with a depth bar.

Inch/Metric

Order No.	Range*	Accuracy	Remarks
551-311-10	0 - 8" (.404" - 8.4")	±.0015"	IP67
551-341-10	0 - 12" (.404" - 12.4")	±.002"	IP67, with offset/preset function for easy inside measurement
551-224-10	0 - 20" (.504" - 20.5")	±.0025"	—
551-226-10	0 - 30" (.504" - 30.5")	±.0025"	
551-227-10	0 - 40" (1.004" - 41")	±.003"	

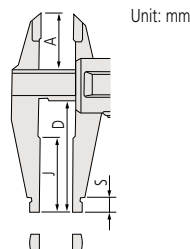
* () : inside measurement

Note: Series 551 is not equipped with a depth bar.

DIMENSIONS

Range	A	D	J	S
0 - 200mm	30	60	43	8
0 - 300mm	40.1	90	68	10
0 - 500mm	56	150	115	15
0 - 750mm	56	150	115	15
0 - 1000mm	56	150	115	20

Jaw thickness: 3mm for 0 - 200mm model
3.8mm for 0 - 300mm model
6mm for 0 - 500mm and 0 - 750mm models
8mm for 0 - 1000mm model



Unit: mm

ABSOLUTE™ (Refer to page X for details.)

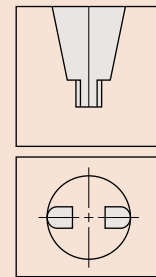



(Refer to page X for details.)



(Refer to page X for details.)

www.tuv.com
ID 2011207400



Radiused jaws for accurate ID measurement

Technical Data

Accuracy: Refer to the list of specifications. (excluding quantizing error for digital models)

Resolution: 0.01mm or .0005"/0.01mm

Display: LCD

Scale type: ABSOLUTE electromagnetic induction linear encoder

Max. response speed: Unlimited

Battery: **SR44** (1 pc), **938882**, for initial operational checks (standard accessory)

Battery life: Approx. 3 years under normal use

(1 year: 300mm models)

(3.5 years: over 300mm models)

Dust/Water protection level: IP67* (models up to 300mm)

*This model is not waterproof type.

Therefore, rustproofing shall be applied after use.

Optional accessories

For details, refer to page D-39.

959143: Data hold unit

Connecting cables for IT/DP/MUX

05CZA624: SPC cable with data button (1m)*

05CZA625: SPC cable with data button (2m)*



959149: SPC cable with data button (1m)

959150: SPC cable with data button (2m)

USB Input Tool Direct

06ADV380A: SPC cable for USB-ITN-A (2m)*

06ADV380C: SPC cable for USB-ITN-C (2m)

Connecting cables for U-WAVE-T

02AZD790A: SPC cable for U-WAVE with data button (160mm)*

02AZE140A: SPC cable for footswitch*

02AZD790C: SPC cable for U-WAVE with data button (160mm)

02AZE140C: SPC cable for footswitch

* For IP67 models (up to 300mm)